

# **TRAVIS COUNTY ESD #3 BOARD MEETING**

## **TABLE OF CONTENTS**

June 27, 2022

<b>1. Agenda</b>	<b>page 1</b>
<b>2. Minutes from May 23, 2022</b>	<b>pages 2-3</b>
<b>3. Treasurer's Report</b>	<b>pages 4 - 14</b>
<b>4. Payments over \$2,000</b>	<b>page 15</b>
<b>5. Sales Tax Statistics</b>	<b>pages 16 - 24</b>
<b>6. Chief's Monthly Status Report</b>	<b>pages 25 - 32</b>

NOTICE IS HEREBY GIVEN that the Board of Emergency Services Commissioners of Travis County Emergency Services District No. 3 (TCESD3) will hold a regular meeting at 7:00 p.m. on Monday, June 27, 2022 in the Community Room of TCESD3 Station 302 located at 4111 Barton Creek Blvd., Austin, Travis County, Texas. The subject of and matters to be considered at said meeting include, among other business, the following:

1. Call to order.
2. Proof of quorum.
3. General visitor communications: Receive comments from visitors.
4. Discussion on Draft Budgetary Items
5. Review and approve the minutes of the May 23, 2022 Districts regular meeting.
6. Review and approval of the Treasurers' monthly report for May 2022.
7. Approve payments over \$2,000 from May 19<sup>th</sup> to June 23, 2022.
8. Review Sales Tax Statistics
9. Review of Chief's Monthly Status Reports
  1. Significant incident runs;
  2. Statistics;
  3. Special Project Updates
10. Other Business:
  1. Report on any ESDCC activities. Announcement of the next ESDCC meeting dates.
  2. Commissioner Announcements (no action will be taken on any such announcements).
11. Announcement of future meeting dates of the Board of ESD 03 Commissioners.
12. Adjourn.

By: \_\_\_\_\_ Herb Holloway, Business Manager

NOTE: The Board of Emergency Services Commissioners reserves the right to adjourn into Closed Meeting at any time during the course of this meeting to discuss any of the agenda items listed above as authorized by Texas Government Code, Section 551.071 (Consultation with Attorney), 551.072 (Deliberations about Real Property), 551.073 (Deliberations about Gifts and Donations), 551.074 (Personnel Matters), and 551.076 (Deliberations about Security Devices) or other applicable law. Travis County Emergency Services District Number 3 is committed to compliance with the Americans with Disabilities Act. Reasonable modification and equal access to communications will be provided upon request. Please call the District Administrative Office at 288-5534 for information. Hearing impaired or speech disabled persons equipped with telecommunication devices for the deaf may call the statewide Relay Program at 1-800-735-2988 or by dialing '711'. Visitor Communications are regular agenda items at monthly meetings of the Board of Emergency Services Commissioners of Travis County Emergency Services District Number 3. Visitors who wish to speak under Visitor's Communications must sign up before the meeting is called to order. Each person, organization or group wishing to address the Board will be allowed a maximum of three (3) minutes to speak on items on the agenda or other business of the District. Speakers may register in person at the posted location of the meeting, starting 30 minutes prior to the start of the meeting and using the form provided. The speaker will give his/her name, address, organizational affiliation, if any, and indicate the subject he/she intends to address. The Board welcomes citizen comment on any issue, but the Open Meetings Act prohibits any board action on issues not posted on the agenda. The District reserves the right to terminate any presentation by a speaker if it is disruptive of the good conduct of the meeting, or is in violation of law.

The undersigned affirms and states that he posted or caused to be posted a true and correct copy of the foregoing notice at a place convenient to the public at the Travis County ESD3 Administrative Office, 4111 Barton Creek Boulevard, Travis County, Texas, a location within said Travis County Emergency Services District Number 3 at \_\_\_\_\_ .M. on June 24, 2022.

By: \_\_\_\_\_ Herb Holloway, Business Manager

# **Minutes of Travis County Emergency Services District #3**

---

## **May 23, 2022**

Attached to and incorporated into these minutes is a copy of the official agenda for the May 23, 2022 meeting.

Under Agenda Items 1 & 2: Commissioner President Edd New called the Travis County Emergency Services District #3 (TCESD# 3, the District) Board of Commissioners' regular meeting to order at 7:00 p.m. A quorum was established with Commissioners John Villanacci, Carroll Knight, David Detwiler and Matt Escobedo in attendance. Fire department personnel present at the meeting included: Chief Wittig, Business Manager Holloway, Battalion Chief Patton and Firefighters Bergman and Raatz.

TCESD#3 Legal Counsel, Ken Campbell was present.

Under Agenda Item 3: There were no comments from any TCESD#3 employees or visitors.

Under Agenda Items 4: President New evoked Section 551.071 of the Texas Government Code to go into a Closed Meeting to discuss possible changes or amendments to the 2021-22 Budget. Regular Meeting was closed at 7:13 p.m.

The Regular Meeting was reopened at 7:39 p.m. Commissioner Villanacci proposed a motion to have Chief Wittig proceed as instructed by the Board's deliberations in the Closed Session. Commissioner Escobedo seconded to the motion, which carried unanimously.

Under Agenda Item 5: The Minutes of the April 25<sup>th</sup> REGULAR meeting were reviewed. Commissioner Detwiler moved to approve. Commissioner Villanacci seconded the motion, which carried unanimously.

Under Agenda Item 6: The Treasurers Report ending April 2022 was reviewed. Commissioner Escobedo moved to approve the report. Commissioner Detwiler seconded the motion, which carried unanimously.

Under Agenda Item 7: Checks over \$2,000 from April 21<sup>st</sup> to May 19, 2022 were reviewed. Commissioner Villanacci moved to approve. Commissioner Detwiler seconded the motion, which carried unanimously.

Under Agenda Item 8: Sales Tax Statistics were reviewed.

Under Agenda Item 9: Chief Wittig presented the Monthly Status Report.

Under Agenda Item 10: The Board discussed the ESDCC meeting June 4, 2022 and the Travis County Commissioners Court meeting on June 7, 2022.

Under Agenda Item 11: It was announced that the next REGULAR Board meetings of TCESD#3 would be held on June 27<sup>th</sup>, July 25<sup>th</sup>, August 22<sup>nd</sup> and September 26, 2022 at Station 302.

Under Agenda Item 12: Meeting was adjourned at 8:16 p.m.

NOTICE IS HEREBY GIVEN that the Board of Emergency Services Commissioners of Travis County Emergency Services District No. 3 (TCESD3) will hold a regular meeting at 7:00 p.m. on Monday, May 23, 2022 in the Community Room of TCESD3 Station 302 located at 4111 Barton Creek Blvd., Austin, Travis County, Texas. The subject of and matters to be considered at said meeting include, among other business, the following:

1. Call to order.
2. Proof of quorum.
3. General visitor communications: Receive comments from visitors.
4. Discussion and action on possible amendments to 2021-22 Budget; the District reserves the right to go into Closed Meeting on this item under Section 551.071 of the Texas Government Code.
5. Review and approve the minutes of the April 25, 2022 Districts regular meeting.
6. Review and approval of the Treasurers' monthly report for April 2022.
7. Approve payments over \$2,000 from April 21<sup>st</sup> to May 19, 2022.
8. Review Sales Tax Statistics
9. Review of Chief's Monthly Status Reports
  1. Significant incident runs;
  2. Statistics;
  3. Special Project Updates
10. Other Business:
  1. Report on any ESDCC activities. Announcement of the next ESDCC meeting dates.
  2. Commissioner Announcements (no action will be taken on any such announcements).
11. Announcement of future meeting dates of the Board of ESD 03 Commissioners.
12. Adjourn.

By: \_\_\_\_\_ Herb Holloway, Business Manager

NOTE: The Board of Emergency Services Commissioners reserves the right to adjourn into Closed Meeting at any time during the course of this meeting to discuss any of the agenda items listed above as authorized by Texas Government Code, Section 551.071 (Consultation with Attorney), 551.072 (Deliberations about Real Property), 551.073 (Deliberations about Gifts and Donations), 551.074 (Personnel Matters), and 551.076 (Deliberations about Security Devices) or other applicable law. Travis County Emergency Services District Number 3 is committed to compliance with the Americans with Disabilities Act. Reasonable modification and equal access to communications will be provided upon request. Please call the District Administrative Office at 288-5534 for information. Hearing impaired or speech disabled persons equipped with telecommunication devices for the deaf may call the statewide Relay Program at 1-800-735-2988 or by dialing '711'. Visitor Communications are regular agenda items at monthly meetings of the Board of Emergency Services Commissioners of Travis County Emergency Services District Number 3. Visitors who wish to speak under Visitor's Communications must sign up before the meeting is called to order. Each person, organization or group wishing to address the Board will be allowed a maximum of three (3) minutes to speak on items on the agenda or other business of the District. Speakers may register in person at the posted location of the meeting, starting 30 minutes prior to the start of the meeting and using the form provided. The speaker will give his/her name, address, organizational affiliation, if any, and indicate the subject he/she intends to address. The Board welcomes citizen comment on any issue, but the Open Meetings Act prohibits any board action on issues not posted on the agenda. The District reserves the right to terminate any presentation by a speaker if it is disruptive of the good conduct of the meeting, or is in violation of law.

The undersigned affirms and states that he posted or caused to be posted a true and correct copy of the foregoing notice at a place convenient to the public at the Travis County ESD3 Administrative Office, 4111 Barton Creek Boulevard, Travis County, Texas, a location within said Travis County Emergency Services District Number 3 at \_\_\_\_\_ .M. on May 19, 2022.

By: \_\_\_\_\_ Herb Holloway, Business Manager

## NOTES TO THE FINANCIAL STATEMENTS

- 1) Balance Sheet – WF Advisors balance is \$339,086. One Certificate of Deposit matured in May in the amount of \$245,000.
- 2) Balance Sheet - The net cash balances have increased by \$2,451,549 compared to the same time last year. All other items on the balance sheet are accrual items and do not need to be noted.
- 3) Certificate of Deposit Details - There are three other CD's that will mature by July 19, 2022. Once those funds have been deposited into the WF Advisors account, we will purchase four CD's (\$980,000) in early July. Expected rates should be above 1.7%.
- 4) Revenue & Expense – May 2022 only. Account 460 Training Fees in the amount of \$13,855 represents billings to Pedernales, Westlake and CE-Bar for their portion of the mobile forcible entry training trailer. Account 493 Reimbursements in the amount of \$148,426 represents TIFMAS payments for the COVID Vaccination Support from May 2021. Account 640 Human Resources was \$97,579 higher last year due to unscheduled overtime related to the TIFMAS deployment.
- 5) Revenue & Expense – October 2021 through May 2022. Property Tax collections are \$288,375 lower than last year. That drop is primarily due to the tax decrease from .079% to .065% from 2020 to 2021. Sales Tax collections are \$741,140 greater than last year.
- 6) Revenue and Expense - October 2021 through May 2022. Income category 493 Reimbursement of \$358,499 is TIFMAS. Expense accounts #600 and #650 where much higher last year due to the purchase of the new Quint and revamp construction on Station 301.
- 7) Rev-Exp BUDGET for the Year vs. Actual. All account budget variances are within reasonable amounts, except for account 415 Sales Tax Allocation which is \$993,189 greater than budget.
- 8) Net Certified Taxable Property Tax Values have been “conservatively estimated” by the Travis Central Appraisal District at \$4,918,837,404. That value would compute to a NO NEW tax rate of .0530 for 2022-23.
- 9) Checks over \$2,000. Check #17643 in the amount of \$32,917 to J. Reed Constructors for refurbishing the Training Burn Building. That refurbishment contract has a balance of \$21,733 yet to be paid for a total contract of \$54,650. The expense can be seen under account 668 Building Expansion-Improvement in the **detailed** Profit & Loss Statement.

**Travis County ESD#3**  
**Balance Sheet Prev Year Comparison**

As of May 31, 2022

	<b>May 31, 22</b>	<b>May 31, 21</b>	<b>\$ Change</b>
<b>ASSETS</b>			
<b>Current Assets</b>			
<b>Checking/Savings</b>			
110 - WF ADVISORS - Cash Sweep	339,086.06	576,635.34	-237,549.28
100 WF Money Market 8960	5,610,103.78	3,175,557.82	2,434,545.96
102 WF Checking Plus 8760	346,095.35	347,416.34	-1,320.99
103 WF RESERVE Savings 7928	794,494.41	793,224.24	1,270.17
104 WF General CDs	1,224,826.64	1,225,007.00	-180.36
105 WF RESERVE CDs	735,000.00	490,000.00	245,000.00
107 WF 2005 & 2013 Bond Debt	345,036.70	339,302.06	5,734.64
108 TexPool Investment 001	2,916,838.57	2,913,481.95	3,356.62
109 TexPool RESERVE 002	602,015.24	601,322.44	692.80
115 Petty Cash	145.00	145.00	0.00
<b>Total Checking/Savings</b>	<b>12,913,641.75</b>	<b>10,462,092.19</b>	<b>2,451,549.56</b>
<b>Accounts Receivable</b>			
125 Accounts Receivable	46,164.20	33,198.75	12,965.45
<b>Total Accounts Receivable</b>	<b>46,164.20</b>	<b>33,198.75</b>	<b>12,965.45</b>
<b>Other Current Assets</b>			
Due from Gen. Fund to Debt Serv	-507.00	-507.00	0.00
123 - Sales Tax Receivable	894,800.20	664,368.40	230,431.80
1021 Texas Compt. Reserve Acct	10,313.56	10,582.65	-269.09
120 A/R Property Taxes 1yr +	56,548.40	57,673.33	-1,124.93
121 Allowance for Doubtful A/Cs	-9,157.00	-9,157.00	0.00
131 - Prepaid Expenses	269,535.92	0.00	269,535.92
<b>Total Other Current Assets</b>	<b>1,221,534.08</b>	<b>722,960.38</b>	<b>498,573.70</b>
<b>Total Current Assets</b>	<b>14,181,340.03</b>	<b>11,218,251.32</b>	<b>2,963,088.71</b>
<b>Fixed Assets</b>			
Land and Land Improvements	1,350,661.00	1,350,661.00	0.00
Fire Trucks and Vehicles	3,537,736.70	3,537,736.70	0.00
Office and Other Equipment	508,223.79	508,223.79	0.00
Buildings	6,996,920.73	6,176,520.97	820,399.76
Accumulated Depreciation	-4,428,562.59	-4,631,428.31	202,865.72
<b>Total Fixed Assets</b>	<b>7,964,979.63</b>	<b>6,941,714.15</b>	<b>1,023,265.48</b>
<b>TOTAL ASSETS</b>	<b>22,146,319.66</b>	<b>18,159,965.47</b>	<b>3,986,354.19</b>

**Travis County ESD#3**  
**Balance Sheet Prev Year Comparison**

As of May 31, 2022

	<b>May 31, 22</b>	<b>May 31, 21</b>	<b>\$ Change</b>
<b>LIABILITIES &amp; EQUITY</b>			
<b>Liabilities</b>			
<b>Current Liabilities</b>			
<b>Accounts Payable</b>			
Accounts Payable	0.00	76.19	-76.19
<b>Total Accounts Payable</b>	<b>0.00</b>	<b>76.19</b>	<b>-76.19</b>
<b>Other Current Liabilities</b>			
Accounts Payable - Audit	29,877.57	0.00	29,877.57
Due to Debt Serv. from Gen. Fun	-507.00	-507.00	0.00
200 Deferred Revenue - Prop Tax	51,889.03	51,889.03	0.00
260 Accrued salaries payable	155,495.00	0.00	155,495.00
<b>Total Other Current Liabilities</b>	<b>236,754.60</b>	<b>51,382.03</b>	<b>185,372.57</b>
<b>Total Current Liabilities</b>	<b>236,754.60</b>	<b>51,458.22</b>	<b>185,296.38</b>
<b>Long Term Liabilities</b>			
Accrued Vacation Payable	355,673.00	297,604.00	58,069.00
2013 Limited Bonds	820,000.00	1,130,000.00	-310,000.00
<b>Total Long Term Liabilities</b>	<b>1,175,673.00</b>	<b>1,427,604.00</b>	<b>-251,931.00</b>
<b>Total Liabilities</b>	<b>1,412,427.60</b>	<b>1,479,062.22</b>	<b>-66,634.62</b>
<b>Equity</b>			
Investment in Fixed Assets	8,101,329.98	6,243,782.11	1,857,547.87
Fund Balance - Debt Serv. Fund	10,218.00	10,218.00	0.00
Fund Balance - Unassigned	4,406,259.70	4,177,599.39	228,660.31
Fund Balance - Assigned	5,506,164.81	6,025,311.28	-519,146.47
Net Revenue	2,709,919.57	223,992.47	2,485,927.10
<b>Total Equity</b>	<b>20,733,892.06</b>	<b>16,680,903.25</b>	<b>4,052,988.81</b>
<b>TOTAL LIABILITIES &amp; EQUITY</b>	<b>22,146,319.66</b>	<b>18,159,965.47</b>	<b>3,986,354.19</b>

# TCESD # 3 Certificate of Deposit Details

## RESERVE SAVINGS CD's

#		Bought	Mature
3DX7	\$245,000.00	6/28/21	6/28/22
JM56	\$245,000.00	6/16/21	6/16/22
ATD5	\$245,000.00	12/21/21	12/21/22

\$735,000.00

**Yearly Return**

3DX7	Hingham Savings
JM56	UBS Bank
ATD5	Beal Bank Plano

## GENERAL SAVINGS CD's

#		Bought	Mature
JSR6	\$245,000.00	4/28/22	4/28/23
CAC0	\$244,826.64	12/16/21	8/30/22
M5R0	\$245,000.00	4/27/22	4/27/23
GPU1	\$245,000.00	4/21/22	4/21/23
9SA8	\$245,000.00	1/14/22	7/19/22

\$1,224,826.64

**Yearly Return**

JSR6	Apple Bank
CAC0	Citizens Ontonagon
M5R0	Goldman Sachs
GPU1	Ally Bank
9SA8	Bank United

**\$11,392**

**\$955**



Total Debt Repayment Schedule															
Date	Firetrucks and Tower			Series 2003			Series 2005			Series 2013			TOTAL		
	Principal	Interest	Total	Principal	Interest	Total	Principal	Interest	Total	Principal	Interest	Total	Principal	Interest	Total
3/1/2013															
3/2/2013	75,858	15,124	90,983												
7/17/2013	24,672	15,244	39,917												
9/1/2013	165,000	3,011	168,011	65,000	4,100	69,100	50,000	38,975	88,975	280,000	46,086	326,086			474,058
3/1/2014					2,800	2,800		38,475	38,475		41,275	41,275			
7/17/2014	25,477	14,440	39,917							25,477	14,440	39,917			
3/2/2014	79,385	11,597	90,983							79,385	11,597	90,983			
9/1/2014				70,000	2,800	72,800	195,000	38,475	233,475	265,000	41,275	306,275			478,450
3/1/2015					1,400	1,400					37,925	37,925			
3/2/2015	83,077	7,905	90,983							83,077	7,905	90,983			
7/17/2015	26,307	13,610	39,917							26,307	13,610	39,917			
9/1/2015				70,000	1,400	71,400	200,000	36,525	236,525	270,000	37,925	307,925			476,750
3/1/2016											34,525	34,525			
3/2/2016	86,940	4,042	90,983							86,940	4,042	90,983			
6/1/2016	391,799	11,353	403,152							391,799	11,353	403,152			
9/1/2016				280,000						280,000			314,525		843,185
3/1/2017											31,725	31,725			
9/1/2017				280,000						280,000			311,725		343,450
3/1/2018											28,925	28,925			
9/1/2018				290,000						290,000			318,925		347,850
3/1/2019											26,025	26,025			
9/1/2019				300,000						300,000			326,025		352,050
3/1/2020											21,525	21,525			
9/1/2020				305,000						305,000			326,525		348,050
3/1/2021											16,950	16,950			
9/1/2021				310,000						310,000			326,950		343,900
3/1/2022											12,300	12,300			
9/1/2022				320,000						320,000			332,300		344,600
3/1/2023											7,500	7,500			
9/1/2023				335,000						335,000			342,500		350,000
3/1/2024											2,475	2,475			
9/1/2024				85,000						85,000			87,475		89,950
3/1/2025											1,200	1,200			
9/1/2025				80,000						80,000			81,200		82,400
TOTAL	793,515	93,315	886,835	\$ 165,000	\$ 6,023	\$ 171,023	\$ 205,000	\$ 16,600	\$ 221,600	\$ 3,030,000	\$ 565,235	\$ 3,595,235	\$ 4,193,515	\$ 681,173	\$ 4,874,693

Travis County ESD#3  
**Revenue & Expense Prev Year Comparison**  
 May 2022

	<b>May 22</b>	<b>May 21</b>	<b>\$ Change</b>
<b>Revenue and Expense</b>			
<b>Income</b>			
<b>407 INTEREST</b>	3,354.17	1,059.01	2,295.16
<b>410 PROPERTY TAX</b>	12,579.24	9,869.58	2,709.66
<b>415 SALES TAX ALLOCATION</b>	526,201.80	506,943.54	19,258.26
<b>435 FACILITY RENTAL</b>	300.00	0.00	300.00
<b>460 TRAINING FEES</b>	13,855.00	0.00	13,855.00
<b>493 REIMBURSEMENTS</b>	148,426.80	0.00	148,426.80
<b>499 SALE OF PROPERTY</b>	0.00	243,000.00	-243,000.00
<b>Total Revenue</b>	<b>704,717.01</b>	<b>760,872.13</b>	<b>-56,155.12</b>
<b>Expense</b>			
<b>500 COST OF REVENUE ACQUISITION</b>	11,524.04	11,138.87	385.17
<b>600 EMERGENCY RESPONSE</b>	41,329.36	35,503.42	5,825.94
<b>630 CONTINUED EDUCATION</b>	6,549.96	3,786.86	2,763.10
<b>640 HUMAN RESOURCES</b>	366,189.44	463,769.06	-97,579.62
<b>650 ADMINISTRATION</b>	43,639.08	59,800.49	-16,161.41
<b>Total Expense</b>	<b>469,231.88</b>	<b>573,998.70</b>	<b>-104,766.82</b>
<b>Net Revenue</b>	<b>235,485.13</b>	<b>186,873.43</b>	<b>48,611.70</b>

**Travis County ESD#3**  
**Revenue & Expense Prev Year Comparison**  
October 2021 through May 2022

	<b>Oct '21 - May 22</b>	<b>Oct '20 - May 21</b>	<b>\$ Change</b>
<b>Revenue and Expense</b>			
<b>Revenue</b>			
407 INTEREST	13,387.26	23,543.48	-10,156.22
410 PROPERTY TAX	2,565,186.37	2,853,561.45	-288,375.08
415 SALES TAX ALLOCATION	3,613,228.76	2,872,088.58	741,140.18
435 FACILITY RENTAL	2,609.00	0.00	2,609.00
450 BILLING	0.00	906.92	-906.92
460 TRAINING FEES	13,855.00	0.00	13,855.00
470 FIRE ACADEMY FEES	30,240.65	55,877.07	-25,636.42
471 EMT SCHOOL FEES	16,463.85	3,938.95	12,524.90
480 DONATIONS	5,500.00	3,000.00	2,500.00
485 MISCELLANEOUS	2,721.75	27,913.04	-25,191.29
490 WORKERS' COMP RECEIPTS	863.14	6,388.00	-5,524.86
493 REIMBURSEMENTS	358,499.61	11,112.21	347,387.40
499 SALE OF PROPERTY	0.00	270,000.00	-270,000.00
<b>Total Revenue</b>	<b>6,622,555.39</b>	<b>6,128,329.70</b>	<b>494,225.69</b>
<b>Expense</b>			
500 COST OF REVENUE ACQUISITION	97,178.31	82,526.51	14,651.80
600 EMERGENCY RESPONSE	259,074.48	1,665,820.79	-1,406,746.31
630 CONTINUED EDUCATION	135,941.98	52,889.93	83,052.05
640 HUMAN RESOURCES	3,136,946.14	3,053,262.96	83,683.18
650 ADMINISTRATION	281,344.91	1,046,313.71	-764,968.80
670 PREVENTION/PUBLIC EDUCATION	0.00	3,523.33	-3,523.33
685 MACKEY FIELD	2,150.00	0.00	2,150.00
<b>Total Expense</b>	<b>3,912,635.82</b>	<b>5,904,337.23</b>	<b>-1,991,701.41</b>
<b>Net Revenue</b>	<b>2,709,919.57</b>	<b>223,992.47</b>	<b>2,485,927.10</b>

**Rev-Exp Budget for the YEAR vs. Actual**

October 2021 through May 2022

	<b>Oct '21 - May 22</b>	<b>Budget</b>	<b>\$ Over Budget</b>
<b>Revenue and Expense</b>			
<b>Revenue</b>			
407 INTEREST	13,387	13,336	51
410 PROPERTY TAX	2,565,186	2,590,148	-24,962
415 SALES TAX ALLOCATION	3,613,229	2,620,040	993,189
435 FACILITY RENTAL	2,609	2,000	609
460 TRAINING FEES	13,855	0	13,855
470 FIRE ACADEMY FEES	30,241	37,500	-7,259
471 EMT SCHOOL FEES	16,464	33,750	-17,286
480 DONATIONS	5,500	3,000	2,500
485 MISCELLANEOUS	2,722	0	2,722
490 WORKERS' COMP RECEIPTS	863	0	863
493 REIMBURSEMENTS	358,500	0	358,500
<b>Total Revenue</b>	<b>6,622,556</b>	<b>5,299,774</b>	<b>1,322,782</b>
<b>Expense</b>			
500 COST OF REVENUE ACQUISITION	97,178	76,705	20,473
600 EMERGENCY RESPONSE	259,074	301,984	-42,910
630 CONTINUED EDUCATION	135,942	237,151	-101,209
640 HUMAN RESOURCES	3,136,946	3,274,084	-137,138
650 ADMINISTRATION	281,345	318,193	-36,848
670 PREVENTION/PUBLIC EDUCATION	0	23,700	-23,700
685 MACKEY FIELD	2,150	0	2,150
<b>Total Expense</b>	<b>3,912,635</b>	<b>4,231,817</b>	<b>-319,182</b>
<b>Net Revenue</b>	<b>2,709,921</b>	<b>1,067,957</b>	<b>1,641,964</b>

**Travis County ESD#3**  
**Profit & Loss**  
October 2021 through May 2022

Oct '21 - May 22

Revenue and Expense

Revenue

407 INTEREST	13,387.26
410 PROPERTY TAX	
4101 Prop Tax Current	2,560,571.10
4102 Prop Tax Prior	4,494.58
4106 Other tax payments	120.69
<b>Total 410 PROPERTY TAX</b>	<b>2,565,186.37</b>
415 SALES TAX ALLOCATION	3,613,228.76
435 FACILITY RENTAL	
4351 BC Room Rental	1,850.00
4352 Mackey Field rental	759.00
<b>Total 435 FACILITY RENTAL</b>	<b>2,609.00</b>
460 TRAINING FEES	
4620 General Rescue Class	13,855.00
<b>Total 460 TRAINING FEES</b>	<b>13,855.00</b>
470 FIRE ACADEMY FEES	30,240.65
471 EMT SCHOOL FEES	
4736 - EMT Academy 25	16,463.85
<b>Total 471 EMT SCHOOL FEES</b>	<b>16,463.85</b>
480 DONATIONS	
General Donations	5,500.00
<b>Total 480 DONATIONS</b>	<b>5,500.00</b>
485 MISCELLANEOUS	2,721.75
490 WORKERS' COMP RECEIPTS	863.14
493 REIMBURSEMENTS	
4934 TIFMAS	358,499.61
<b>Total 493 REIMBURSEMENTS</b>	<b>358,499.61</b>
<b>Total Revenue</b>	<b>6,622,555.39</b>

Expense

500 COST OF REVENUE ACQUISITION	
501 Prop Tax Coll & Val fees	16,913.75
502 Sales Tax Collection Costs	80,264.56
<b>Total 500 COST OF REVENUE ACQUISITION</b>	<b>97,178.31</b>
600 EMERGENCY RESPONSE	
602 Pagers	120.00
603 Dispatch & Communications	60,995.14
604 Fuel	16,632.55
605 SCBA Maintenance	21,310.07
606 Vehicle Maint & Repairs	59,112.09
608 Vehicle Supplies	40,661.18
609 Uniforms & Protective Gear	40,775.08
611 Supplies - EMS	6,833.16
612 Supplies - Rehab	55.21
613 Auto Insurance	12,580.00
<b>Total 600 EMERGENCY RESPONSE</b>	<b>259,074.48</b>

**Travis County ESD#3**  
**Profit & Loss**  
October 2021 through May 2022

Oct '21 - May 22

<b>630 CONTINUED EDUCATION</b>	
631 Training - EMS	7,670.14
632 Training - Fire & Rescue	27,257.60
633 Seminars & Conferences	14,254.99
634 Fire Academy	78,028.74
635 EMT Certification School	
635 / 11 EMT-B Cert	3,023.38
635 EMT Certification School - Other	5,707.13
<b>Total 635 EMT Certification School</b>	<u>8,730.51</u>
<b>Total 630 CONTINUED EDUCATION</b>	<u>135,941.98</u>
<b>640 HUMAN RESOURCES</b>	
641 Benefits & Payroll Tax	770,597.65
642 Payroll	2,361,765.81
644 Certifications	4,582.68
<b>Total 640 HUMAN RESOURCES</b>	<u>3,136,946.14</u>
<b>650 ADMINISTRATION</b>	
668 - Building Expansion-Improvement	32,917.50
651 Building Maint.	90,428.23
652 Office Supplies	5,375.29
653 Station Supplies	6,289.82
654 Bank Fees	
6543 Bank Error	0.00
654 Bank Fees - Other	3,877.59
<b>Total 654 Bank Fees</b>	<u>3,877.59</u>
655 Dues & Subscriptions	4,149.39
656 Information Technology	15,486.98
657 Postage & Handling	290.85
658 Property & Liability Insura	19,362.00
659 Professional Services	39,049.60
660 Public Notices/Articles	528.00
661 Telephone	383.41
662 Utilities	45,556.39
663 Bond Debt	
6632 Bond Debt Interest	12,300.00
<b>Total 663 Bond Debt</b>	<u>12,300.00</u>
664 TCESD Board Compensation	2,750.00
666 Contract Services	2,599.86
<b>Total 650 ADMINISTRATION</b>	<u>281,344.91</u>
<b>685 MACKEY FIELD</b>	
6850 Mackey Tower & Parking	2,150.00
<b>Total 685 MACKEY FIELD</b>	<u>2,150.00</u>
<b>Total Expense</b>	<u>3,912,635.82</u>
<b>Net Revenue</b>	<u><u>2,709,919.57</u></u>

**TRAVIS COUNTY ESD #3  
PROPERTY TAX REVENUE COLLECTION COMPARISON**

	FISCAL YEAR ENDING				Compared to prior year	
	2021		2022		Month \$	
	For all prior to 2020 taxes	For Prior 2021	For all prior to 2020 taxes	For Current 2021-2022		
OCT	\$327	\$1,733	\$3,998	\$15,762	\$14,029	810%
NOV	\$209	\$34,489	\$1,635	\$122,116	\$87,627	254%
DEC	\$2,414	\$1,050,426	\$537	\$1,097,516	\$47,090	4%
JAN	\$1,835	\$1,309,780	-\$622	\$992,189	-\$317,591	-24%
FEB	\$3,569	\$384,411	-\$1,648	\$201,540	-\$182,871	-48%
MAR	-\$24	\$41,701	\$2,516	\$105,621	\$63,920	153%
APR	\$887	\$12,810	-\$456	\$12,614	-\$196	-2%
MAY	\$44	\$10,631	-\$119	\$14,607	\$3,976	37%
JUN	\$1,321	\$1,924				
JUL	\$230	\$11,345				
AUG	\$246	\$2,363				
SEPT	\$2,505	\$1,559				
<b>YEAR</b>	<b>\$13,563</b>	<b>\$2,863,172</b>	<b>\$5,841</b>	<b>\$2,561,965</b>	<b>\$ (284,016)</b>	
	<b>\$</b>	<b>2,876,735</b>	<b>\$</b>	<b>2,567,806</b>		
				<b>2021-22 Tax Levy</b>	<b>\$2,622,895</b>	

**NET CERTIFIED TAXABLE PROPERTY VALUE UPDATES FROM TCAD**

Rec'd	FISCAL YEAR ENDING				Inc/(Dec) from	
	2021		2022		Prior Year \$	Prior Year %
	2,019	2020	2020	2021		
OCT	\$3,504,957,784	\$3,677,674,279	\$3,632,038,704	\$4,035,391,528	\$403,352,824	12%
NOV	\$3,504,932,084	\$3,642,730,490	\$3,632,038,704	\$4,035,391,528	\$403,352,824	12%
DEC	\$3,504,709,909	\$3,642,227,358	\$3,632,038,704	\$4,032,385,975	\$400,347,271	11%
JAN	\$3,504,707,210	\$3,640,341,318	\$3,630,163,925	\$4,029,641,970	\$399,478,045	11%
FEB	\$3,502,332,421	\$3,639,896,787	\$3,626,185,253	\$4,021,663,018	\$395,477,765	11%
MAR	\$3,501,738,851	\$3,637,890,212	\$3,626,185,253	\$4,021,663,018	\$395,477,765	11%
APR	\$3,501,738,851	\$3,637,892,354	\$4,022,821,708	\$4,918,837,404	\$896,015,696	26%
MAY	\$3,501,738,851	\$3,637,892,354	\$4,022,821,708	\$4,918,837,404	\$896,015,696	26%
JUN	\$3,501,743,089	\$3,632,542,591			\$0	0%
JUL	<b>\$3,632,542,591</b>	<b>\$4,015,878,678</b>			\$0	0%
AUG	\$3,632,542,591	\$4,015,878,678			\$0	0%
SEPT	<b>\$3,504,957,784</b>	<b>\$3,677,674,279</b>			\$0	0%

**2018-2019 Tax Levy on 6,028 Parcels is \$3,281,236,467 at a tax rate of .0975**

**2019-2020 Tax Levy on 6,025 Parcels is \$3,504,957,784 at a tax rate of .0800**

**2020-2021 Tax Levy on 6,069 Parcels is \$3,677,674,279 at a tax rate of .0790**

**2021-2022 Tax Levy on 6,056 Parcels is \$4,032,385,975 at a tax rate of .0650**

**\$2,621,050**

**2022-2023 Tax Levy on 6,056 Parcels on \$4,918,837,404 would compute to a NO NEW tax rate of .0530**

**Checks over \$2,000 for the period of May 19th to June 23, 2022**

<u>Date</u>	<u>Num</u>	<u>Name</u>	<u>Memo</u>	<u>Amount</u>
5/23/2022	17643	J. Reed Constructors	9211 Circle Drive - Modifications	\$32,917.50
5/27/2022	draft	COSTCO - Visa	Numerous charges	\$9,394.52
6/1/2022	draft	Wells Fargo Bank	Transfer to cover June operations	\$450,000.00
6/2/2022	draft	Paychex	Employee 457 Contribution	\$15,357.34
6/2/2022	draft	Paychex	Employer 401 Matching	\$17,459.65
6/2/2022	draft	Paychex	Net Payroll	\$87,730.42
6/2/2022	draft	Paychex	Employment Taxes	\$33,895.26
6/14/2022	draft	Paychex	Employee 457 Contribution	\$14,972.64
6/14/2022	draft	Paychex	Employer 401 Matching	\$16,829.99
6/14/2022	draft	Paychex	Net Payroll	\$87,149.43
6/14/2022	draft	Paychex	Employment Taxes	\$33,072.80
6/23/2022	17650	Bound Tree Medical	EMT Supplies	\$2,124.54
6/23/2022	17654	City of Austin Fleet Services	Fuel	\$3,304.91
6/23/2022	17657	ESO Solutions	Patient Care software	\$4,178.77
6/23/2022	17663	Metro Fire Apparatus	Gloves	\$2,234.00
6/23/2022	17664	Municipal Emergency Services	SCBA Repairs	\$3,231.20
6/23/2022	17669	State Firemans	Fire Academy Study Books	\$2,130.25
6/23/2022	17670	Texas Association of Counties	Health Insurance	\$39,676.04
6/23/2022	17674	The Hartford	Accident Insurance	\$4,101.39
6/23/2022	17675	Travis Central Appraisal Dist.	Appraisal Fees	\$2,169.94
6/23/2022	17676	VFIS of Texas	Auto and Liability Insurance - Quarterly	\$15,967.00



**Oak Hill Fire Department**  
**Travis County Emergency Services District #3**

**Station 301**  
**Circle Drive**  
**9211 Circle Drive**  
**Austin, Texas 78736**  
**512-288-5576**  
**Fax 512-288-5903**



**Station 302**  
**Barton Creek**  
**4111 Barton Creek**  
**Austin, Texas 78735**  
**Admin 512-288-5534**  
**Fax 512-288-5844**

---

**June 2022 Sales Tax Summary**

The June allocation reflects sales made during the month of April.

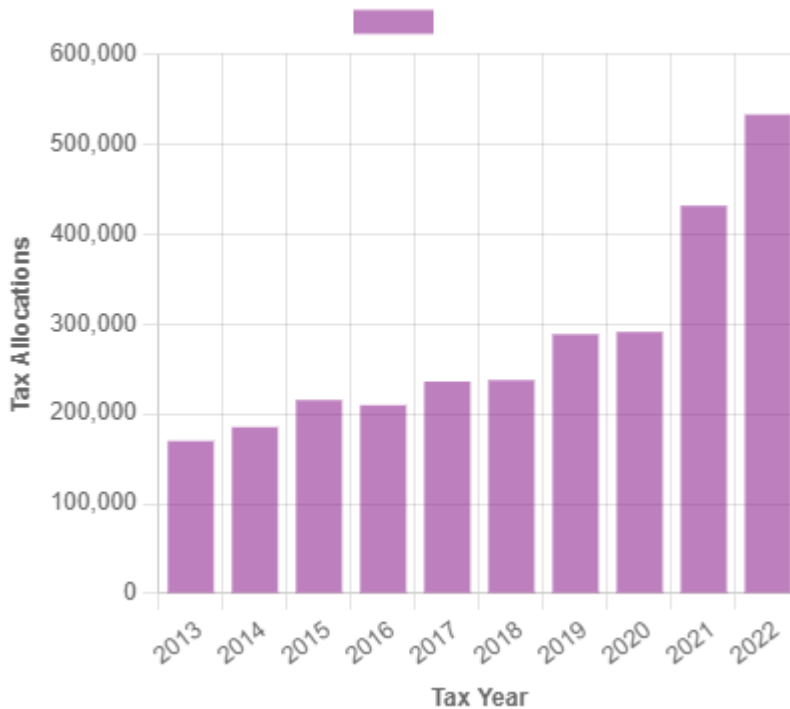
Our June sales tax allocation was \$532,652. This was up 23.5% (+\$101,331) compared to June 2021 and up 25.6% (+\$831,292) for the fiscal year to date. This was our highest June monthly allocation.

The out of state marketplace “Single Local Tax Rate” allocation was \$5,976.

Our top 10 large companies accounted for 55.8% (+\$507,453), our top 30 large companies accounted for 71.0% (+\$610,048), and our top 100 large companies accounted for 86.0% (+\$664,537) of our total fiscal year collections.

We continued to see strong performance in the lodging/food services and retail trade industry segments.

June - Sales Tax Allocations by Year



*Chart Source: Municipal Advisory Council of Texas (mactexas.com)*

Like us on Facebook at [www.facebook.com/OakHillFireDept](https://www.facebook.com/OakHillFireDept) or visit us online at [www.OakHillFire.org](https://www.OakHillFire.org) and support us on Amazon Smile at: <https://smile.amazon.com/ch/20-8425823>

### SALES TAX SNAPSHOT

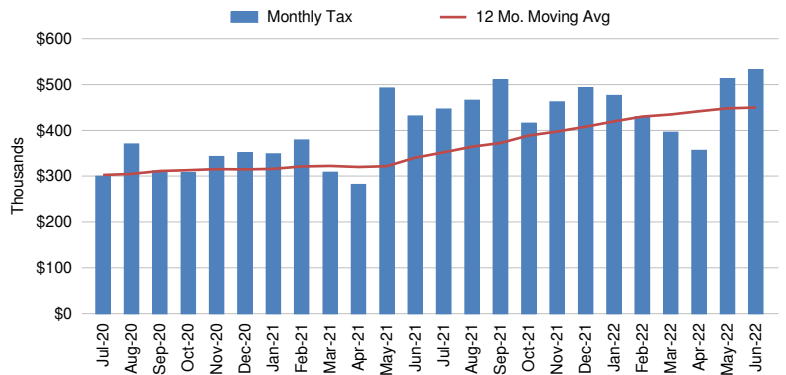
#### Travis Co Esd 3

#### Jun-22

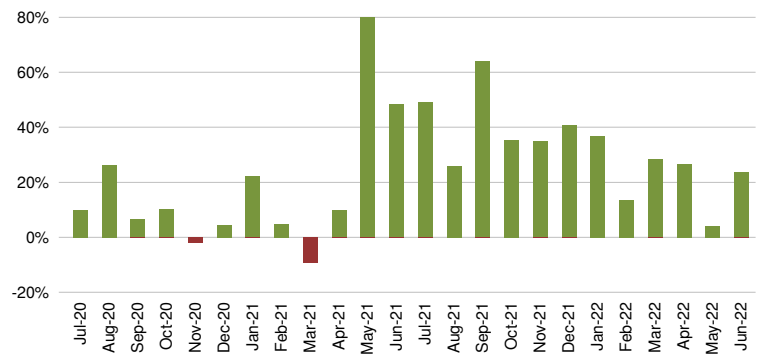
#### Sales Tax Net Payments

FY Mo.	FY2021	FY2022	YoY % Change
Oct	\$ 307,394	\$ 415,501	35.2%
Nov	\$ 343,019	\$ 462,365	34.8%
Dec	\$ 350,770	\$ 493,015	40.6%
Jan	\$ 348,364	\$ 475,924	36.6%
Feb	\$ 378,720	\$ 429,775	13.5%
Mar	\$ 308,329	\$ 395,443	28.3%
Apr	\$ 281,826	\$ 356,380	26.5%
May	\$ 492,495	\$ 512,476	4.1%
Jun	\$ 431,322	\$ 532,652	23.5%
Jul	\$ 446,388		
Aug	\$ 465,749		
Sep	\$ 510,564		
FYTD	\$ 3,242,240	\$ 4,073,532	25.6%
FY Total	\$ 4,664,941		

#### Sales Tax Net Payments Trend



#### Sales Tax Net Payments Change - YoY



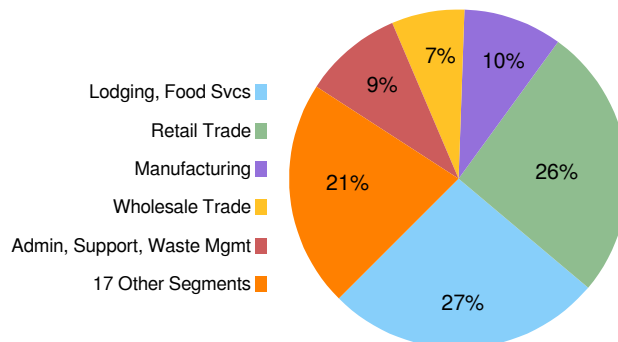
#### Top 10 Taxpayers

Rank	Company	FYTD Collections	% Total
1	OMNI BARTON CREEK, INC.		
2	MCCOY CORPORATION		
3	AMAZON.COM SERVICES INC (MARKETPLACE)		
4	AUSTIN READY-MIX, LLC		
5	AMAZON FULFILLMENT SERVICES INC		
6	FP LEGACY LANDSCAPING LLC		
7	BAREFOOT MOSQUITO AND PEST CONTROL INC		
8	CENTEX MATERIALS LLC		
9	TOP CHOICE LAWN CARE, LLC		
10	APPLE INC.		
Top 10 Companies		\$ 2,321,095	55.8%
4465 Other Large Companies		\$ 1,748,886	42.1%
Small Companies/Other		\$ 81,148	2.0%
Single Local Tax Rate (SLT)		\$ 5,976	0.1%
Total		\$ 4,157,105	100.0%

#### Industry Segment Collections Trend - YoY % Chg

SEGMENT	Jan	Feb	Mar	Apr	May	Jun
Lodging, Food Svcs	35.7%	37.3%	-4.1%	86.2%	4.8%	41.1%
Retail Trade	49.3%	28.2%	46.0%	35.2%	7.6%	23.1%
Manufacturing	-2.5%	-46.6%	15.6%	2.7%	-21.0%	-5.9%
Admin, Support, Waste Mgmt	48.8%	38.9%	115.1%	47.2%	0.1%	46.2%
Wholesale Trade	49.7%	3.8%	35.3%	-26.3%	7.5%	-14.8%
All Others	28.6%	-7.1%	22.4%	-1.9%	4.8%	17.0%
Total Collections	36.5%	13.0%	28.6%	26.4%	3.8%	24.0%

#### Sales Tax Collections by Industry Segment

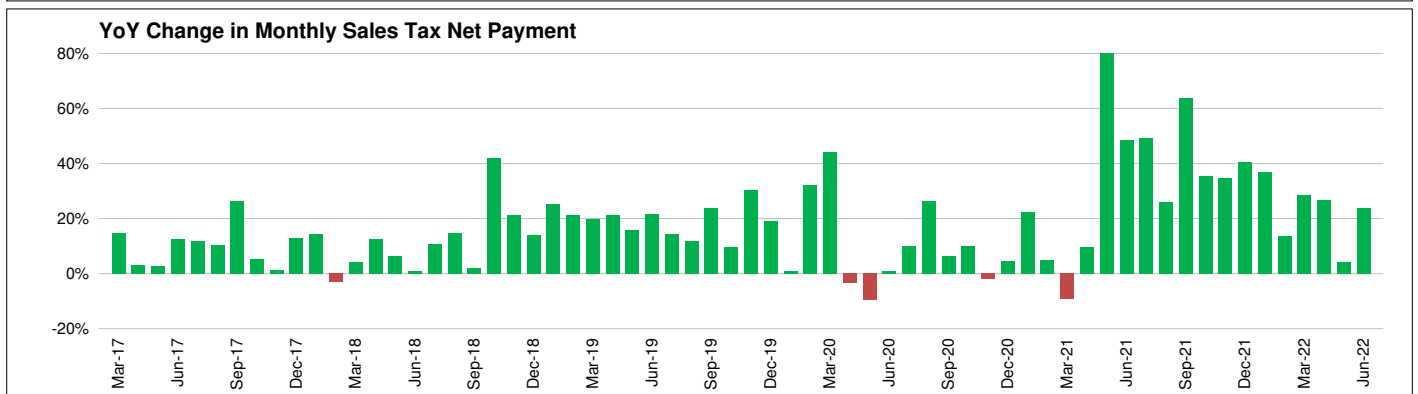
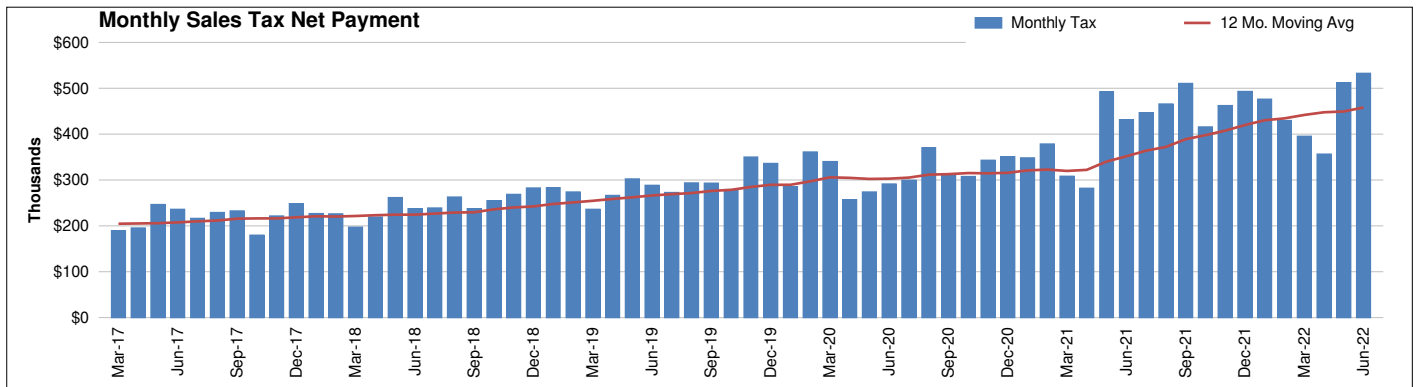
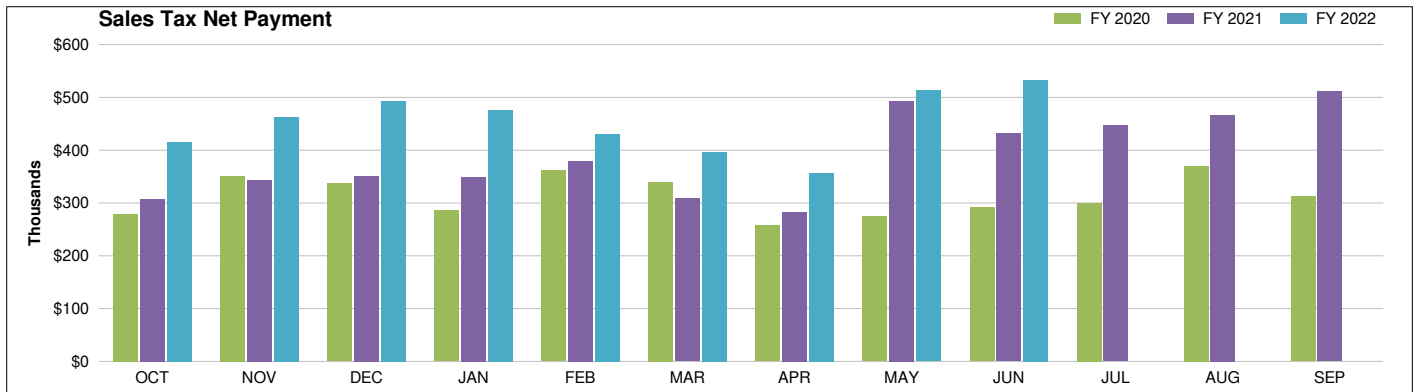


# Travis Co Esd 3 - Sales Tax Net Payment Trend

	FISCAL YEAR				
	2018	2019	2020	2021	2022
Oct	\$ 179,651	\$ 254,653	\$ 279,300	\$ 307,394	\$ 415,501
Nov	\$ 221,642	\$ 268,666	\$ 350,192	\$ 343,019	\$ 462,365
Dec	\$ 248,386	\$ 282,643	\$ 336,160	\$ 350,770	\$ 493,015
Jan	\$ 226,506	\$ 283,418	\$ 285,523	\$ 348,364	\$ 475,924
Feb	\$ 226,072	\$ 273,685	\$ 361,184	\$ 378,720	\$ 429,775
Mar	\$ 197,206	\$ 236,128	\$ 340,129	\$ 308,329	\$ 395,443
Apr	\$ 219,385	\$ 266,086	\$ 256,978	\$ 281,826	\$ 356,380
May	\$ 261,412	\$ 302,117	\$ 273,688	\$ 492,495	\$ 512,476
Jun	\$ 237,487	\$ 288,481	\$ 291,021	\$ 431,322	\$ 532,652
Jul	\$ 238,987	\$ 272,600	\$ 299,648	\$ 446,388	
Aug	\$ 262,553	\$ 293,513	\$ 370,269	\$ 465,749	
Sep	\$ 237,144	\$ 292,962	\$ 311,596	\$ 510,564	
<b>YEAR</b>	<b>\$ 2,756,433</b>	<b>\$ 3,314,952</b>	<b>\$ 3,755,688</b>	<b>\$ 4,664,941</b>	<b>\$ 4,073,532</b>

YoY Change     **20.3%**                         **13.3%**                         **24.2%**                         **na**

Change: FY '22/'21				
	Month		Year-to-Date	
	\$	%	\$	YTD %
\$ 108,106	35.2%	\$ 108,106	35.2%	
\$ 119,347	34.8%	\$ 227,453	35.0%	
\$ 142,245	40.6%	\$ 369,698	36.9%	
\$ 127,560	36.6%	\$ 497,258	36.8%	
\$ 51,055	13.5%	\$ 548,313	31.7%	
\$ 87,114	28.3%	\$ 635,427	31.2%	
\$ 74,554	26.5%	\$ 709,981	30.6%	
\$ 19,981	4.1%	\$ 729,962	26.0%	
\$ 101,331	23.5%	\$ 831,292	25.6%	



**Travis Co Esd 3**  
**SALES TAX PAYMENT DETAIL**

**Jun-22**

Fiscal Year: Oct-Sep

<b>COLLECTIONS</b>	<b>Jun-21</b>	<b>Jun-22</b>	<b>Chg. \$ Chg. %</b>	<b>Prior FYTD</b>	<b>Current FYTD</b>	<b>Chg. \$ Chg. %</b>
<b>Current Period</b>	<b>420,816</b>	<b>522,309</b>	<b>101,493 24.1%</b>	<b>3,163,936</b>	<b>3,997,341</b>	<b>833,405 26.3%</b>
Prior Period	11,207	12,702	1,495 13.3%	59,570	77,821	18,251 30.6%
Future Period	1,588	2,397	809 50.9%	23,405	22,263	(1,142) -4.9%
Audit	1,159	208	(951) -82.0%	35,155	13,825	(21,330) -60.7%
Unidentified	132	284	153 115.9%	594	2,098	1,504 253.2%
Single Local Tax Rate	3,859	5,976	2,117 54.8%	28,190	43,757	15,567 55.2%
<b>TOTAL</b>	<b>438,761</b>	<b>543,876</b>	<b>105,116 24.0%</b>	<b>3,310,849</b>	<b>4,157,105</b>	<b>846,256 25.6%</b>
Service Fee	(8,775)	(10,878)	(2,102) 24.0%	(66,217)	(83,142)	(16,925) 25.6%
Current Retained	(8,600)	(10,660)	(2,060) 24.0%	(64,893)	(81,479)	(16,587) 25.6%
Prior Retained	9,936	10,314	377 3.8%	62,500	81,049	18,548 29.7%
<b>NET PAYMENT</b>	<b>431,322</b>	<b>532,652</b>	<b>101,331 23.5%</b>	<b>3,242,240</b>	<b>4,073,532</b>	<b>831,292 25.6%</b>

**Travis Co Esd 3**  
**TOP 30 COMPANIES RANK and CHANGE SUMMARY**  
**Jun-22**

Fiscal Year: Oct-Sep

Rank*	Company	NAICS Key	Prior Fiscal YTD Sales Tax Collections	Current Fiscal YTD Sales Tax Collections	Change \$	Change %	Current Fiscal YTD % Total Collections
1	OMNI BARTON CREEK, INC.	22					
2	MCCOY CORPORATION	9					
3	AMAZON.COM SERVICES INC (MARKETPLACE)	9					
4	AUSTIN READY-MIX, LLC	5					
5	AMAZON FULFILLMENT SERVICES INC	8					
6	FP LEGACY LANDSCAPING LLC	25					
7	BAREFOOT MOSQUITO AND PEST CONTROL INC	18					
8	CENTEX MATERIALS LLC	5					
9	TOP CHOICE LAWN CARE, LLC	18					
10	APPLE INC.	5					
<b>TOP 10 LARGE** COMPANIES</b>			<b>1,813,642</b>	<b>2,321,095</b>	<b>507,453</b>	<b>28.0%</b>	<b>55.8%</b>
11	SKY MARKETING CORPORATION	8					
12	A. M. PETROLEUM, INC.	9					
13	J MAASS INC	4					
14	GROVE LANDSCAPES LLC	18					
15	COPPER ROCK NURSERY, LLC	9					
16	ASAP STONE AND LANDSCAPE SUPPLY LLC.	9					
17	CITY ELECTRIC SUPPLY COMPANY	17					
18	AUSTIN EAGLE MANAGEMENT SERVICES, LTD.	16					
19	YARDDOC LLC	18					
20	NEW CINGULAR WIRELESS PCS, LLC	12					
21	EBAY INC.	25					
22	GAS PUMPERS, LTD.	22					
23	TIME WARNER CABLE TEXAS LLC	12					
24	CSS-CABINET SERVICE SOLUTIONS LLC	4					
25	MOM'S CONVENIENCE STORE INC.	9					
26	VIVERO GROWERS LLC	1					
27	CITY OF AUSTIN	24					
28	PRASLA ENTERPRISE, A TEXAS FOR PROFIT CORPORA	9					
29	BLUE CHEM, INC.	18					
30	SIGNS WEST, INC.	5					
<b>TOP 30 LARGE COMPANIES</b>			<b>2,342,112</b>	<b>2,952,160</b>	<b>610,048</b>	<b>26.0%</b>	<b>71.0%</b>
<b>TOP 100 LARGE COMPANIES</b>			<b>2,911,146</b>	<b>3,575,682</b>	<b>664,537</b>	<b>22.8%</b>	<b>86.0%</b>
<b>4,374 OTHER LARGE COMPANIES</b>			<b>359,959</b>	<b>494,299</b>	<b>134,340</b>	<b>37.3%</b>	<b>11.9%</b>
<b>SMALL COMPANIES &amp; OTHER</b>			<b>37,377</b>	<b>81,148</b>	<b>43,771</b>	<b>117.1%</b>	<b>2.0%</b>
<b>SINGLE LOCAL TAX RATE COLLECTIONS (SLT)</b>			<b>2,368</b>	<b>5,976</b>	<b>3,608</b>	<b>152.4%</b>	<b>0.1%</b>
<b>TOTAL COLLECTIONS</b>			<b>3,310,849</b>	<b>4,157,105</b>	<b>846,256</b>	<b>25.6%</b>	<b>100.0%</b>
<b>STATE COMPROLLER FEES</b>			<b>68,609</b>	<b>83,573</b>	<b>14,963</b>	<b>21.8%</b>	<b>2.0%</b>
<b>NET PAYMENTS</b>			<b>3,242,240</b>	<b>4,073,532</b>	<b>831,292</b>	<b>25.6%</b>	<b>98.0%</b>

\* Ranked by Total of Last Fiscal Year + Current Fiscal YTD

\*\* Businesses whose detailed sales tax data is available

**Travis Co Esd 3**  
**INDUSTRY SEGMENT RANK & CHANGE**

Jun-22

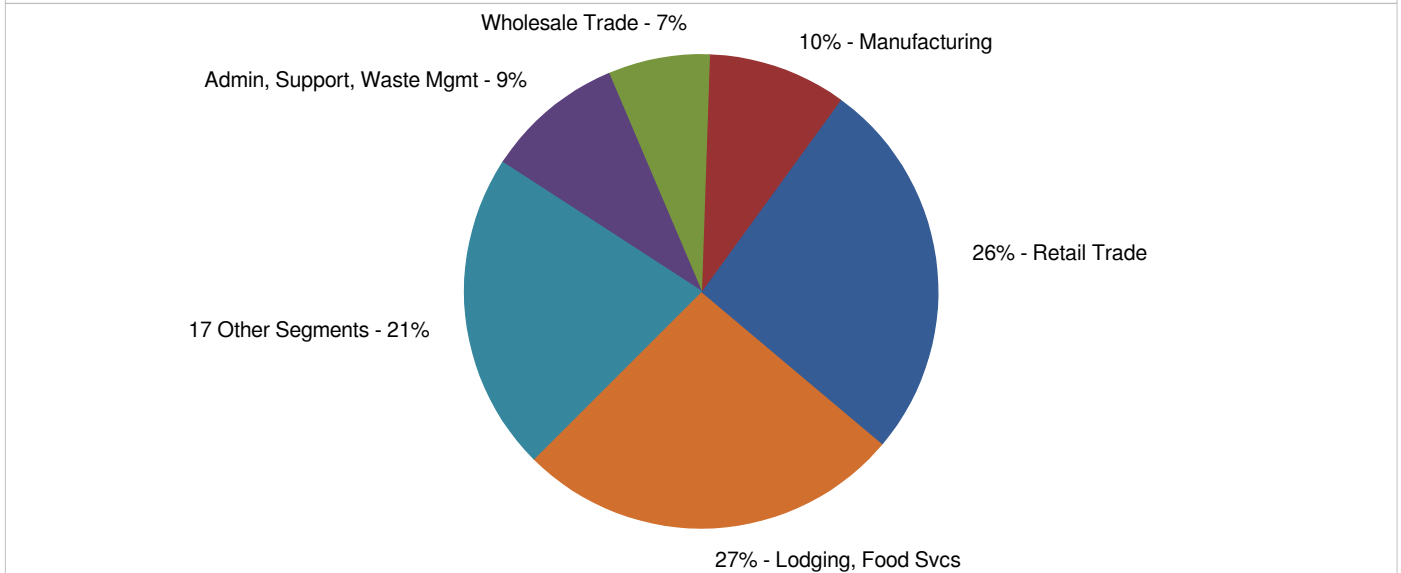
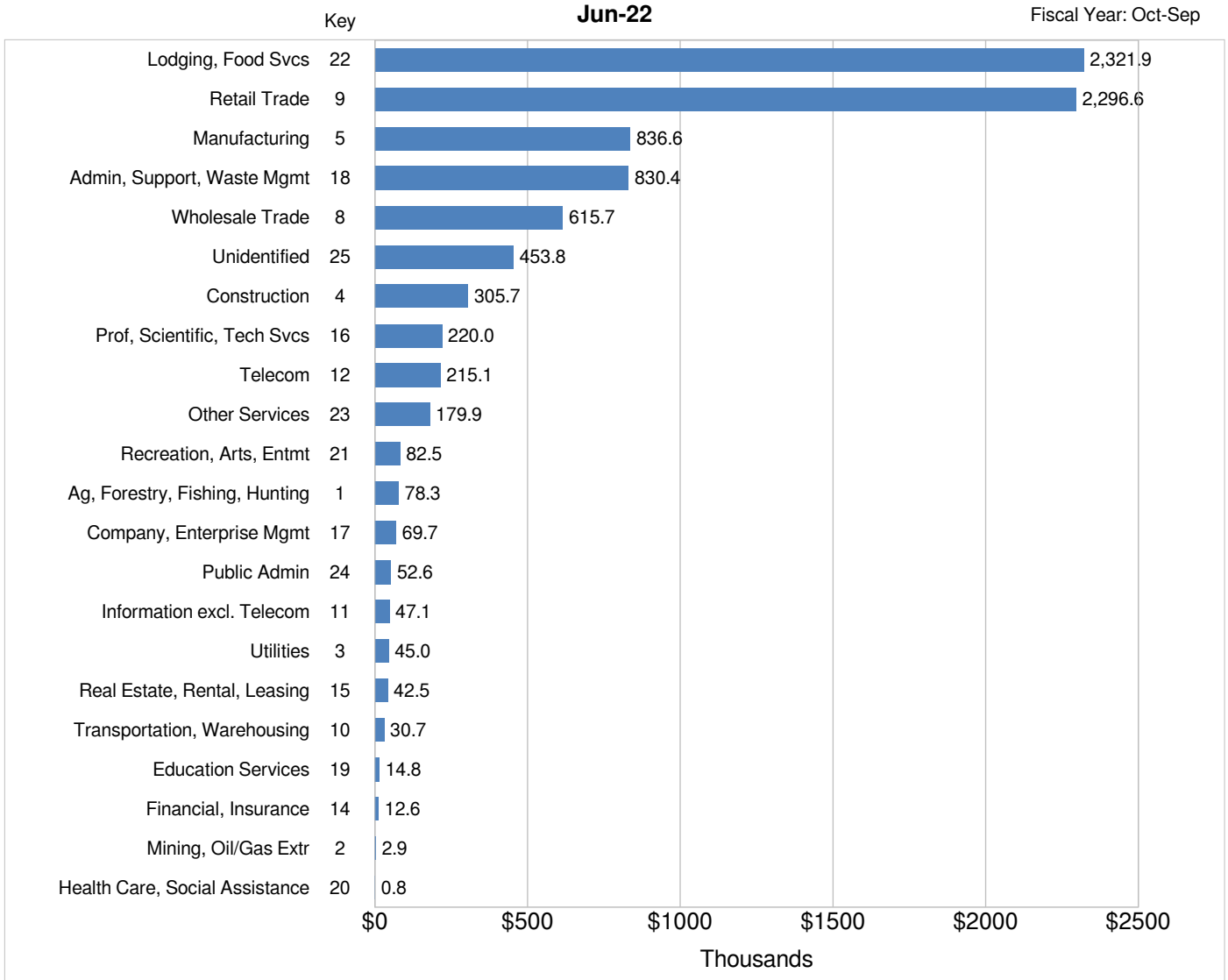
Fiscal Year: Oct-Sep

INDUSTRY SEGMENT*	% Total Current YTD Collections	Prior Fiscal YTD Sales Tax Collections	Current Fiscal YTD Sales Tax Collections	Change	
				\$	%
Lodging, Food Svcs	26.5%	784,667	1,079,780	295,112	37.6%
Retail Trade	27.0%	839,356	1,098,119	258,763	30.8%
Manufacturing	8.9%	361,229	362,728	1,499	0.4%
Admin, Support, Waste Mgmt	9.8%	290,773	399,413	108,640	37.4%
Wholesale Trade	6.7%	240,023	273,292	33,269	13.9%
<b>Top 5</b>	<b>79.0%</b>	<b>2,516,048</b>	<b>3,213,332</b>	<b>697,284</b>	<b>27.7%</b>
Unidentified	5.3%	171,581	215,970	44,389	25.9%
Construction	3.7%	110,742	149,987	39,245	35.4%
Prof, Scientific, Tech Svcs	2.1%	106,072	84,430	(21,642)	-20.4%
Telecom	2.1%	101,749	84,595	(17,154)	-16.9%
Other Services	2.1%	68,395	84,545	16,150	23.6%
Recreation, Arts, Entmt	1.0%	30,192	39,320	9,128	30.2%
Ag, Forestry, Fishing, Hunting	0.8%	33,236	31,134	(2,101)	-6.3%
Information excl. Telecom	0.9%	26,101	36,824	10,724	41.1%
Company, Enterprise Mgmt	0.9%	21,107	36,890	15,783	74.8%
Public Admin	0.6%	22,553	22,581	28	0.1%
Utilities	0.5%	19,017	20,901	1,885	9.9%
Real Estate, Rental, Leasing	0.6%	14,196	23,491	9,295	65.5%
Transportation, Warehousing	0.3%	18,152	11,661	(6,491)	-35.8%
Education Services	0.2%	4,518	7,612	3,094	68.5%
Financial, Insurance	0.2%	4,894	6,114	1,220	24.9%
Mining, Oil/Gas Extr	0.0%	2,243	430	(1,814)	-80.9%
Health Care, Social Assistance	0.0%	308	164	(144)	-46.7%
<b>All Other</b>	<b>21.0%</b>	<b>755,057</b>	<b>856,649</b>	<b>101,592</b>	<b>13.5%</b>
<b>TOTAL COLLECTIONS</b>	<b>100.0%</b>	<b>3,271,105</b>	<b>4,069,981</b>	<b>798,877</b>	<b>24.4%</b>

INDUSTRY SEGMENT	% Change from same month Prior Year					
	Jan	Feb	Mar	Apr	May	Jun
Lodging, Food Svcs	35.7%	37.3%	-4.1%	86.2%	4.8%	41.1%
Retail Trade	49.3%	28.2%	46.0%	35.2%	7.6%	23.1%
Manufacturing	-2.5%	-46.6%	15.6%	2.7%	-21.0%	-5.9%
Admin, Support, Waste Mgmt	48.8%	38.9%	115.1%	47.2%	0.1%	46.2%
Wholesale Trade	49.7%	3.8%	35.3%	-26.3%	7.5%	-14.8%
All Others	28.6%	-7.1%	22.4%	-1.9%	4.8%	17.0%
<b>TOTAL COLLECTIONS</b>	<b>34.9%</b>	<b>11.9%</b>	<b>27.4%</b>	<b>24.9%</b>	<b>2.7%</b>	<b>22.2%</b>

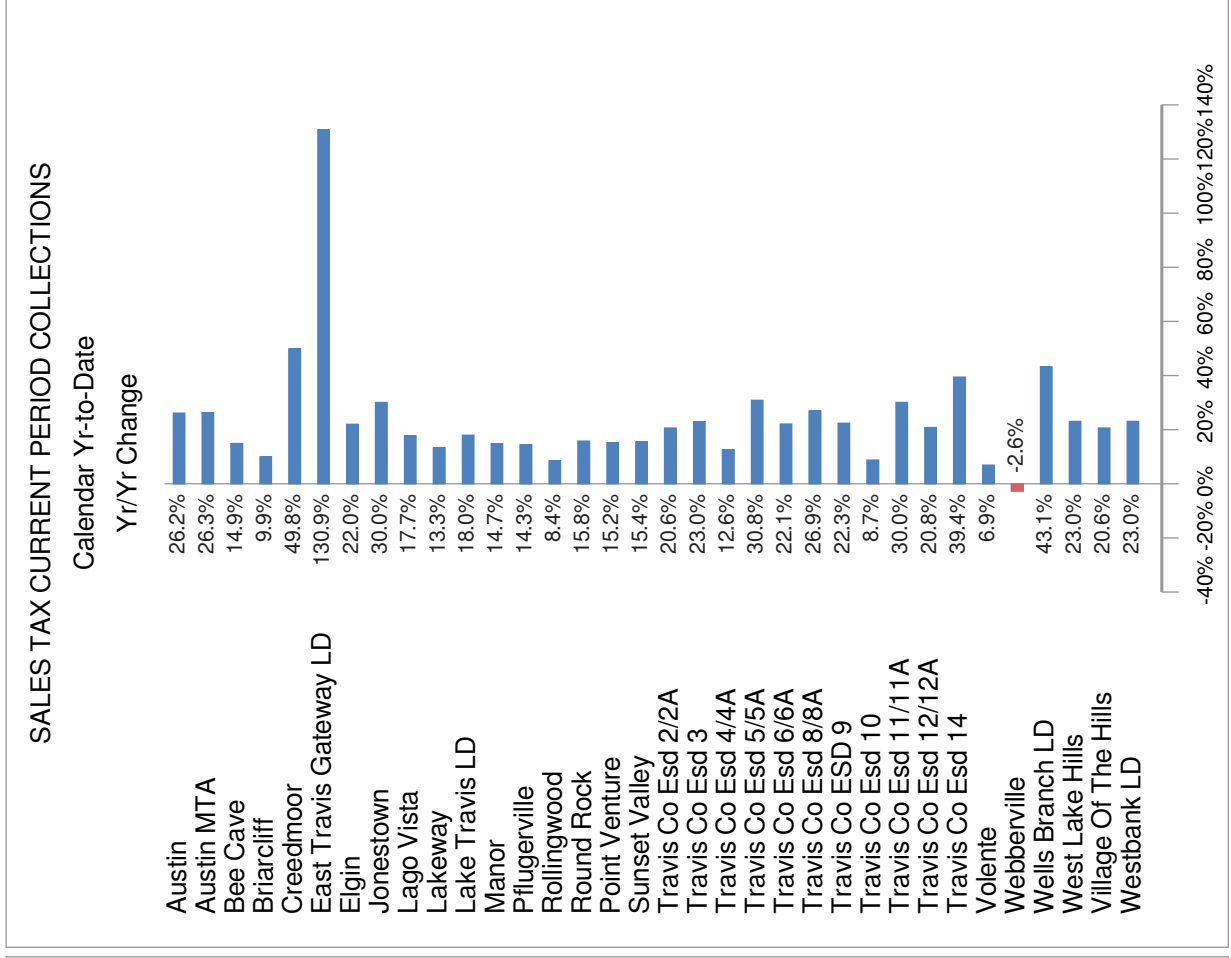
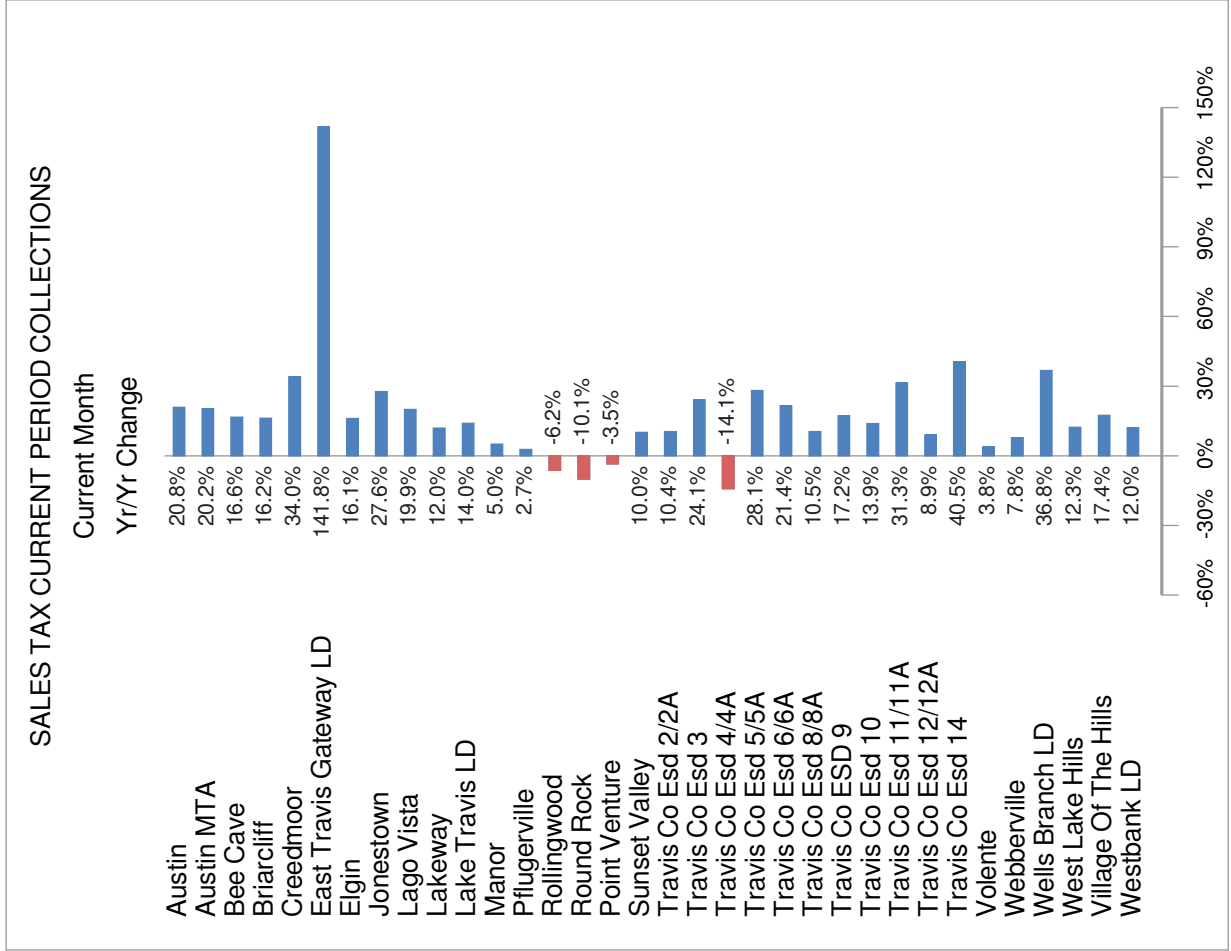
\* Ranked by Current + Prior YTD Collections

**INDUSTRY SEGMENT SALES TAX RANK & DISTRIBUTION**  
(Prior Fiscal Year + Current Fiscal Year-to-Date)



# SALES TAX TREND TRAVIS COUNTY

Jun-22





**NAICS KEY**

<b>Code</b>	<b>Industry Segment</b>
1	Ag, Forestry, Fishing, Hunting
2	Mining, Oil/Gas Extr
3	Utilities
4	Construction
5	Manufacturing
6	Included in Key No. 5
7	Included in Key No. 5
8	Wholesale Trade
9	Retail Trade
10	Transportation, Warehousing
11	Information excl. Telecom
12	Telecom
13	Included in Key No. 11
14	Financial, Insurance
15	Real Estate, Rental, Leasing
16	Prof, Scientific, Tech Svcs
17	Company, Enterprise Mgmt
18	Admin, Support, Waste Mgmt
19	Education Services
20	Health Care, Social Assistance
21	Recreation, Arts, Entmt
22	Lodging, Food Svcs
23	Other Services
24	Public Admin
25	Unidentified

**Oak Hill Fire Department**  
**Travis County Emergency Services District #3**

**Station 301**  
Circle Drive  
9211 Circle Drive  
Austin, Texas 78736  
512-288-5576  
Fax 512-288-5903



**Station 302**  
Barton Creek  
4111 Barton Creek  
Austin, Texas 78735  
Admin 512-288-5534  
Fax 512-288-5844

---

**May 2022 Chief's Report**

**Significant Events**

**May 3 (A) – Vehicle Rescue – AutoAid Given (Austin) – 7700 West State Highway 71**

[QNT302] Quint 302 and Engine 37 were called out for a traffic accident. On arrival, E37 was out with two Medic units and upgraded the call to a rescue. There were 2 smaller cars in the middle of the roadway with damage done on both driver's side fronts. E37 and Medic units had patient care and needed Q302 to remove a door on one of the cars to get the driver out. Q302 crew used the spreaders and cutters to remove the door and then helped get the driver out of the car. Once the driver was out, Q302 crew then went over to the other car and assisted the Medics with removing the other driver out of the car. MED32 then asked for 2 riders to ride with them. Q302 then put some absorbent down on the roadway and left the scene of the wreck the way we found it for PD. Q302 was then cleared off the call.

**May 3 (A) – Structure Fire – AutoAid Given (Pedernales) – 1612 Poco Bueno Ct**

[QNT302] Quint 302 was called out for a second alarm. On arrival, we were told to go to the staging area. Once there, we were told to make our way up to the fire. Q302 was given Inside Division and asked to go in and make sure the fire was out. Q302 checked the second floor and the two attic spaces above the second floor. After some time searching, we could not find any hot spots or smoke production. Q302 then made the call that the fire was out and we left the building. Once outside, Q302 made a face to face with operations and then we were told we could clear the call.

**May 5 (B) – Structure Fire – AutoAid Received (Austin) – 8705 High Valley Rd**

[ENG301] Engine 301 was dispatched to a reported fully involved two-story structure. As E301 made the scene, visibility diminished on the road the fire was reported on. E301 reported a two-story structure fully involved and E301 would be pulling a rack line and be operating in the defensive mode. The two-story structure was directly behind a residential mobile home. E301 firefighters deployed and stretched the line on the D side of the mobile home. E301 officer was at the D/C corner directing the firefighters to the C side of the mobile home. The fully involved two-story structure had flames impinging on the mobile home. E301 quickly knocked down the mobile home's flames and then directed the stream to the two-story structure. There was a 3-foot walkway separating the fully involved structure and the mobile home. E301 placed the attack line in the walkway with stream directed at the two-story structure and knocking down any flames on the mobile home. E301 driver reported "E301 out of water." E301 shut down the line but remained in position. E301 driver then reported being on hydrant water. E301 began knocking down the fire, trying to protect the mobile home. Command reported water supply issues and E301 running out of water. E301 shut the line down and E301 reported the fire was growing while the lines were down. Command made the decision to pull everyone back. E301 stood by while water supply was established with the priority of getting Q51 aerial operating. After the fire was completely knocked down using Q51, E301 would remain on scene as fire watch being relieved by Q302.

[QNT302] Quint 302 responded code 3 to a structure fire in Station 301's territory. While responding, units on scene had established command with reports of one structure fully involved and starting defensive operations. Q302 was approaching the scene when command was checking on hydrant status in the area. Q302 notified command the closest hydrant would be at the intersection of Summervale and 1826. Command asked Q302 to perform a primary search of the adjoining structure to the one fully involved upon our arrival. Q302 positioned its apparatus along the street to minimize blocking for possible water shuttle operations and reported to the front of the structure. Q302 could see the second structure had fire in the roof and interior of the structure showed to be light to heavy smoke. Q302 crew made entry into the structure to perform a primary search with reports of 2 dogs inside. Q302 crew preformed primary search, found one dog, and was able to get them out and forced entry to one bedroom to complete the primary with only one dog found. Q302 began to help crew inside pull ceiling before conditions worsened and crews backed out. After exiting the structure, Command pulled everyone out due to heavy fire in the ceiling. E301 had run out of water and units were working on water supply while Q302 attempted to shut off power to the structure. Q302 crew pulled out propane cylinders from under the porch and while making access to the power pole to shut off the electric the power pole ignited. Crews pulled back and reported to command post. Q302 roped off the road to limit access under the power lines affected by the burning pole. Q302 notified command that a hydrant was on the street parallel to the incident and maybe a line could be stretched through the yards to avoid having to perform water shuttle operations. Command had Q302 see if it was possible and feasible to access the hydrant on Granada Hills Dr. Q302 made access through one yard to find 4 or more fences to cross and decided the option would not work. After water supply had been established, Q302 was directed to work on the C side of the structure with a hand line. Q302 crew worked on the structure from the exterior and the remains of 2-story structure that had fallen. The decision was made to use Q51 for master stream from the ladder and Q302 crew reported to rehab. After Q51 had knocked down the fire from the aerial, Command began to release units and Q302 took generator to a resident across the street to power their medical device while power was out. Q302 crew helped Q51 load their rack lines up so they could clear. After all AFD units had cleared, Q302 left to go refuel and take a short break and return at sunrise. Q302 arrived back on scene with BT302 and relieved E301. The Travis County Fire Marshal was completing their on scene work and Q302 used BT302 to apply foam to the C side of the structure hitting hot spots. The occupants of the structure were still on scene and Q302 crew assisted them with salvaging any personal items from the structure while putting out hot spots with BT302. While helping with taking out the personal items, it was discovered that there was a pet boa constrictor in an aquarium that was full of water. Q302 crew was able to drain the water out of the aquarium and found the snake was alive. Q302 crew moved the snake and aquarium out to the front yard for the owner. One of the occupants from the residence on scene asked if we carried inhalers that they lost their medications and needed it. Q302 informed them we did not carry inhalers. Q302 called dispatch and had a med call started while taking vitals on the occupant. The occupant refused to be transported and Q302 canceled MED32. Q302 crew obtained a refusal and continued with overhaul operations. TEN301 left to refill and BT302 used one more tank of water on the hot spots. After TEN301 returned, Q302 was able to remove the generator loaned to the neighbor. Q302 left TEN301 on scene and returned to Station 302 for decon and gear swap. After Q302 crew completed decon and gear swap, Q302 cleared off the call and returned to service.

[BAT302] Battalion 302 responded to a structure fire. Upon arrival, there were several units on scene attempting to extinguish the fire. BAT302 met with BAT08 and had a quick face to face. We decided to keep BAT08 as IC and BAT302 would be Operations. BAT302 attempted to do a 360, but conditions wouldn't allow me to complete it. There were various obstacles in the backyard and they were on fire. Furthermore, there was a two-story building behind the main structure that was fully involved. BAT302 made it back to the Command Post and we decided to evacuate everyone in the structure and move to a defensive strategy. Crews began to extinguish the fire from the exterior, but we were not on hydrant water and we had to cease extinguishing the fire. We had other units nursing the attack unit, but water was limited. We toned out 3 more units from AFD and TEN301 to assist us with establishing a water source. Furthermore, we had to focus on an exposure next to the main fire because embers were blowing onto that structure. We notice the fire had spread to the electrical pole and we had to make a Hot Zone were the electrical line was going across the road. The electrical line finally burnt through, but we couldn't have crews go into the Hot Zone because the line was live. This divided the crews and operations until we could get PEC to neutralize the line. We had to use our water sparingly on the main structure until the crews established a hydrant connection on FM 1826. A water supply was established and we used Q51's aerial to knock the fire down. Once the fire was under control, we had AFD's units break down their hoses and clear the scene. We requested the Fire Marshal to help determine the cause of the fire. Q302, E301, and BAT302 remained on scene and waited for the Fire Marshal. We decided to wait until sunrise before we began overhaul due to the hazards in the backyard. BAT302 cleared Q302 for a few hours of rehab to return after the Fire Marshal finished their investigation. E301 stayed on scene and continued putting out Hot Spots. After sunrise, Q302 came back to the scene to relieve E301. We brought TEN301 with Q302 for a water source. The Fire Marshal finished their investigation and BAT302 had Q302 finish overhaul and flowed foam into the structure and the debris in the backyard. BAT302 cleared the scene.

[TEN301] Tender 301 was requested to respond to a structure fire on High Valley Road. Attempts to locate other personnel to respond the apparatus went unanswered, so CM301 called in via radio to dispatch and indicated I would be enroute to Station 301 to respond in TEN301.

I arrived at Station 301, started TEN301, loaded my personal protective equipment into the Tender, and initiated response.

Upon arrival in the area, Firefighters were preparing to close RM 1826 to lay a fire hydrant supply line into the scene. TEN301 was waived past them and proceeded into the neighborhood to the incident scene. Along the route to the scene, an individual wearing a green shirt was standing at the very edge of the pavement, so I requested through my open window that he move back just a bit. He responded with profanity, so I proceeded past him slowly and carefully to minimize any potential risk of injury.

TEN301 was then instructed to pull onto a side street and wait for an engine currently backed in near the rear of E27 to complete pumping their water to them and would then assume that same position in the water shuttle operation. TEN301 then backed up to the rear of E27 and a prompt connection of a 2.5" hose line was made to TEN301's Discharge #2 on the passenger side of the truck. TEN301's pump was engaged and I began pumping water to E27.

I reported to E27 and the assigned Water Supply Officer when TEN301'S water tank reached 25% remaining via radio. I indicated an empty tank via the same method shortly thereafter. As TEN301 was running out of water, the fire hydrant supply line connection was made and there was no longer a need for water shuttle operations. TEN301'S pump was disengaged and I proceeded to check in at the Command Post for any other needed assignment. While on scene, it was recommended that the Travis County Fire Marshal's Office be requested, so BAT302 made that request. I also sent a staffing request to off duty firefighters to potentially staff BT301 for a fire standby assignment. I then conducted several media interviews. The fire hydrant supply line was used to refill TEN301'S tank. The supply line was then disconnected, all hose was picked up, reloaded onto the appropriate trucks, and TEN301 cleared the scene to return to service.

May 6 (C) – Structure Fire – AutoAid Given (CE-Bar) – 9102 Atwater Cv

[QNT302] Quint 302 was called out for a reported box alarm in ESD 10. Over the radio, E1001 arrived on the scene and had fire showing from a garage as they pulled a line. Q302 arrived as 4th apparatus, first ladder, and assumed inside truck. After a long walk down the driveway, Q302 Captain did a face to face with the LT on E1001 and then went upstairs to begin a primary search of the apartment above the garage. E1001 had the fire knocked down and was conducting overhaul. Access to the second floor was difficult due to scaffolding blocking the only stairs to the second floor and had a ladder placed to the second floor, but Q302 managed to maneuver our way between the scaffolding and made it upstairs to conduct a search. Search was completed with nothing found but light smoke haze. Q302 then went back down the stairs and began to assist with pulling ceiling with other crews. Q302 officer was now Inside Division. There was still a lot of heat in the ceiling, which was then pulled to gain access to the void space between the floors. The origin of the fire was found to be the Lamborghini in the garage, which was completely burned. After all the levels had gone to zero, crews could work in the environment without air packs. Thermal readings remained low at around 100 and falling. After pulling most of the ceiling, all crew exited the building and conducted a hot wash talk about the fire. After the talk about the fire, Q302 was then cleared the scene by command.

[BAT302] Battalion 302 was dispatched to a structure fire in ESD 10. On arrival, E32, E902, and E1001 were already on scene with BAT901. I joined BAT901 at the Command Post to assist with benchmarks and accountability. I was then asked to do a 360 of the structure. After a thorough 360 of an 11,000 square foot residence, it was obvious that the origin of the fire was a car parked in a three-car garage. During my 360, I met up with several different officers. I obtained and relayed info back to command, including no longer needing to be on air, no longer needing a RIT, and to start demobilizing units with consideration of help needed for the large amount of hose on the ground. I spoke with the homeowner, who said when he was driving his Lamborghini, he heard a pop and figured he would coast back to the garage to let it cool down. He said he came back to check on the car and it was on fire. I asked the homeowners to call for a tow truck and assisted them with turning power back on to the main house. After a debrief, all units were cleared except E1001, who remained on scene until the tow truck removed the burned vehicle.

May 7 (C) – Vehicle Fire – 10711 Indian Scout Trl

[ENG301] Engine 301 responded to a vehicle fire on Indian Scout Trail. A pickup carrying a trailer of equipment was parked on the street in front of the dispatched address and the engine compartment was on fire. The driver and passenger were spraying water on the motor with help from other residents and their garden hoses. Our green bumper line was deployed while the hood was opened. There was visible fire on the sides of the motor. The hottest area was the brake master cylinder and the hood's insulation pad was lying on top of the motor. No fire extended into the driving and seating area. The driver and passenger did not speak English, but a neighbor had a video of what transpired.

The video showed the pickup having trouble driving, possibly due to the heavy load. The driver and passenger immediately exited the pickup to assess the problem and realized the engine compartment was on fire. The radiator fan was on the ground, but it may have been due to the hose stream.

Travis County Sheriff Deputies were on scene and arranging for a tow truck with the owner of the pickup. E301 picked up equipment and cleared.

May 21 (A) – Structure Fire – Mutual Aid Given (North Hays) – 144 Terrace Ct

[ENG301] Engine 301 responded to a structure fire. On arrival, there were multiple units on scene extinguishing the fire. North Hays FD asked us to relieve the fire attack crew to finish extinguishing the fire in the second story attic. E301 made entry, relieving the attack crew. One FF had the nozzle while the other two FFs were pulling ceiling. There was no visible fire, only hot spots through the TIC.

While pulling ceiling, a large piece of sheetrock fell and hit a FF on the head, causing injury. I then helped the FF walk out the front door and asked for one more FF to help us with fire attack. E301 continued pulling ceiling and hitting hot spots. Command then came over the radio and asked us to pull out to re-evaluate. E301 exited the structure and went to rehab. After resting in rehab for a few minutes, we were asked to go back in to help with overhaul. After a few minutes of overhaul, we were cleared from the scene by Command.

[BAT301] Battalion 301 was assigned to the incident for approval of Mutual Aid to Hays County ESD #6 for a structure fire. E301 was assigned to the incident and I went as the command element when our crews go out of county for incidents. I arrived on scene as HCESD #6 was on scene with multiple units. I met up with the Incident Commander and asked him what he needed from my crew. E301 was assigned to assist with extinguishment of the fire in the garage and then went inside to the second floor to work on putting out the fire that was in the attic. E301 crew replaced E62's crew and they started to pull ceiling and extinguish the fire in the attic. E301 LT came across the radio that they had an injured firefighter. The firefighter came out of the structure and I took him over to the EMS/Rehab area for evaluation. He stated that as he was pulling ceiling on the second floor, the ceiling came down on him knocking him to his knees.

E301 then finished out the assignment and came out for air bottle swap and rehab. After rehab, the crew went in and worked on putting out hot spots in the house. After that assignment, we were cleared from the incident and E301 went out of service for decon. Battalion 301 went to South Austin Medical Center to pick up the injured Firefighter.

May 27 (A) – Structure Fire – AutoAid Given (Lake Travis) – 4704 Hudson Bend Rd

[ENG301] Engine 301 was called out for 3<sup>rd</sup> alarm fire. On arrival, we were told to go to the Charlie side. E301 went around to the C side and we started to do overhaul and pull back and cut on the roof. After some time, we were sent out to rehab. After staying there for a while, we were asked to go back out and pick up hose and clean up what we could. Once the hose was all put back up, E301 cleared the call.

[BAT301] Battalion 301 was assigned to the incident on the second alarm. I arrived on scene and assumed Accountability Officer (this is to manage all crews that are working on the incident). I maintained crews that were working the fire and crews that went to Rehab for fluids and to rest. After the fire was under control, the Incident Command then gathered all crews for a quick talk then started to release some of the AutoAid companies. I met with Command and he then stated that he did not need my service anymore and I then cleared the scene and went back into service. There were no injuries at this 3-alarm fire.

May 29 (B) – Structure Fire – AutoAid Received (Austin) – 8802 Scarlet Cir

[ENG301] Engine 301 arrived on scene. E301 reported a small porch fire and would be operating in the offensive mode due to the long driveway and not yet sure if the fire had extended into the house. E301 firefighters deployed a bundle. After making it up the driveway, E301 officer requested a water can be brought up. Neighbor stated the owners are out of town but there are two dogs inside. Once the water can was brought up, E301 used the water can to knock the fire down and extinguish. E301 reported to Command fire knock down and Command had Q51 and E37 assist with checking for extension. Fire was near a burned outlet with multiple wires running into it with a burned winch underneath the outlet. Once it was determined that the fire did not extend into the house, AFD units cleared first. E301 was the last to clear.

[BAT302] Battalion 302 responded to a structure fire. Upon arrival, there were several units on scene and BAT08 had assumed Command. BAT302 meet with BAT08 at the Command Post. The units on scene said they had knocked the fire down with a water pump can and were looking for extension. Also, the units had cut utilities. BAT302 and BAT08 walked up to the scene to see the extent of the damage. We noticed the origin of the fire was isolated to an exterior outlet on the front porch. The crews pulled some paneling off the front of the house to make sure there wasn't any extension. We determined the outlet was overloaded due to extension cords plugged into that outlet. We looked to see if any breakers were tripped, but didn't find any. Shortly after, all units cleared the scene. We advised the homeowner not to turn on the electricity until an electrician could come out.

**Aid Responses**

Austin  
 Pflugerville – TCESD #2  
 Manchaca – TCESD #5  
 Lake Travis FR – TCESD #6  
 Pedernales – TCESD #8  
 Westlake – TCESD #9  
 CE-Bar – TCESD #10  
 North Hays County  
**Total**

<b>May</b>	
<b>Received</b>	<b>Given To</b>
16	22
0	0
0	0
1	3
0	1
5	1
0	2
0	2
<b>22</b>	<b>33</b>

<b>2022</b>	
<b>Received</b>	<b>Given To</b>
89	103
0	1
0	0
17	12
1	7
28	18
4	5
0	3
<b>139</b>	<b>149</b>

### **Operations & Training**

	<b>May</b>	<b>2022</b>
Unscheduled OT hours	516	3,174
Sick and Vacation hours taken	977	4,154
Part Time hours	0	153
Injuries	1	4
Injuries lost time hours	55	119
Physical Activity	111	427
Volunteer Hours Contributed	61	460
Training: Contact Classes Delivered	528	3,722
Training: Contact Hours Delivered	1,516	9,539
Staff Turnover	0	0

### **Special Projects Status**

- Water line work associated with the Oak Hill Parkway highway expansion continued this past month. There were two small-scale single day water outages recently and these should be the last outages planned for the next several months.

The Oak Hill Parkway project also continues moving forward with the long-term temporary relocation of the intersection of Circle Drive and Highway 290 to a location just east of Thunderbird Road in the coming months. New asphalt is in place on the south side of Highway 290 with the north side to be placed very soon. The intersection will still operate with a traffic signal.

Asphalt recycling equipment is being erected between the entrance to the Granada Hills subdivision and the new Highway 290 entrance to Seton Southwest Hospital. It is scheduled to be in service in July. A concrete batch plant is scheduled to be in service by November in the same general area. We don't anticipate any significant risk or issues related to the equipment, but our crews have been provided some basic information about their design and operating concepts to be better prepared in the event of an emergency related to the equipment.

Our average response time this month was 6:03 for all emergency incidents.

Our 90<sup>th</sup> percentile response time this month was 8:29 for all emergency incidents.

Our 50<sup>th</sup> percentile (median) response time this month was 5:45 for all emergency incidents.



Incident Type Summary  
Alarm Date Between {5/1/2022} And {5/31/2022}

